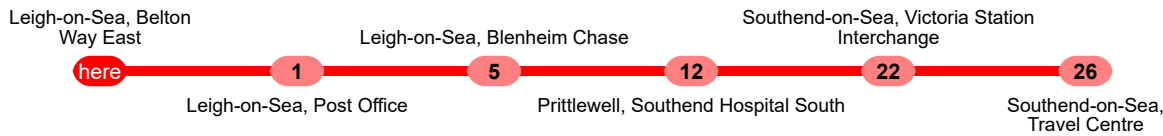



# Leigh-on-Sea, Belton Way East, Opp

Effective from 31 May 2026

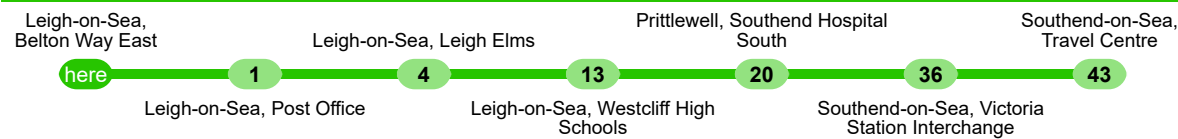
## 3 Chelmsford - Southend



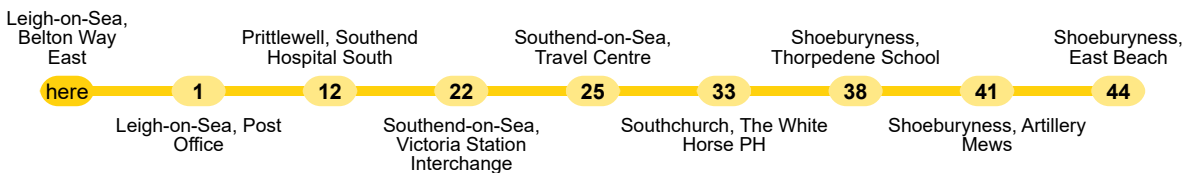
## 21 Canvey - Hadleigh - Southend



## 21S Canvey - Westcliff High Schools - Southend



## 26 Hadleigh - Leigh - Southend - Shoeburyness



### Monday to Friday

0632	21	0944	26	1229	3	E5	1448	21	1801	21	Sch
0729	21	NSch	1019	3	E5	1229	3	E4	1454	26	b
0744	21S	a, Sch	1019	3	E4	1243	21		1548	21	
0804	21S	Sch	1043	21		1249	26		1645	21	
0819	21	NSch	1044	26		1348	21		1725	3	NSch
0834	3	NSch	1143	21		1354	26		1730	3	Sch
0838	3	Sch	1149	26		1425	3		1754	21	NSch
0940	21								2201	21	

### Saturday

0732	21	1041	3	E4	1241	3	E4	1441	3	E4	1748	21
0823	21	1044	26		1249	26		1454	26	b	1839	21
0844	3	1133	21		1338	21		1548	21		1846	3
0928	21	1149	26		1354	26		1641	3	E5	2001	21
0944	26	1236	21		1440	21		1641	3	E4	2101	21
1033	21	1241	3	E5	1441	3	E5	1648	21		2201	21
1041	3	E5										

### Sunday

0931	21	1131	21	1331	21	1431	21	1531	21
1031	21	1231	21						

#### Notes:

**a** - Terminates at Highfield Gardens

**b** - Terminates at Travel Centre

**E4** - Hyde Hall not served during Winter (December, January, February)

**E5** - Bus goes via Hyde Hall (not during December, January or February)

**NSch** - Not School Days

**Sch** - School Days Only

Times shown in italics are approximate